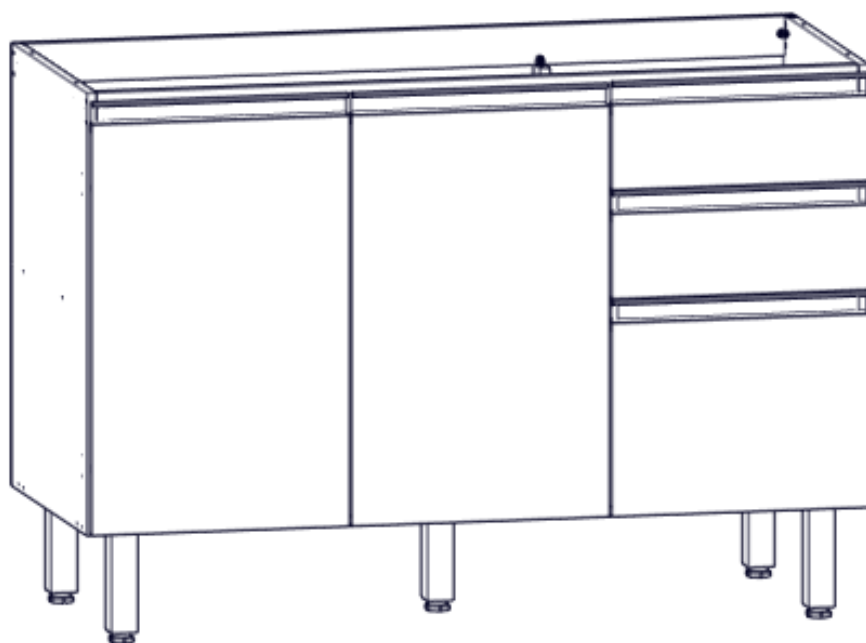


J-001- BALCÃO 3P. 2 GAV. (1200 x 840 x 495)

Manual de montagem

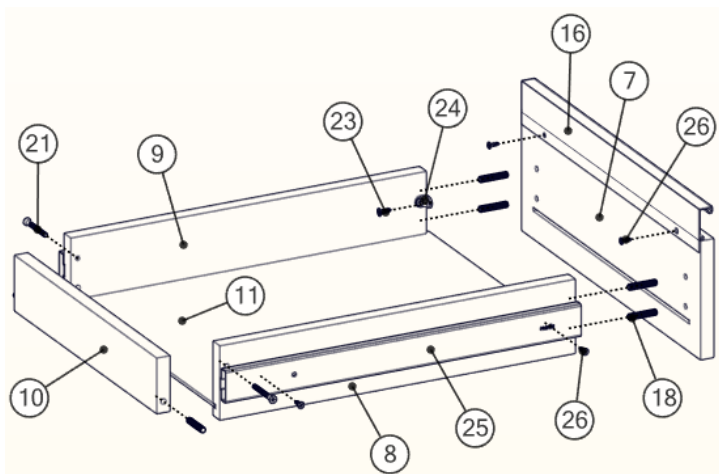
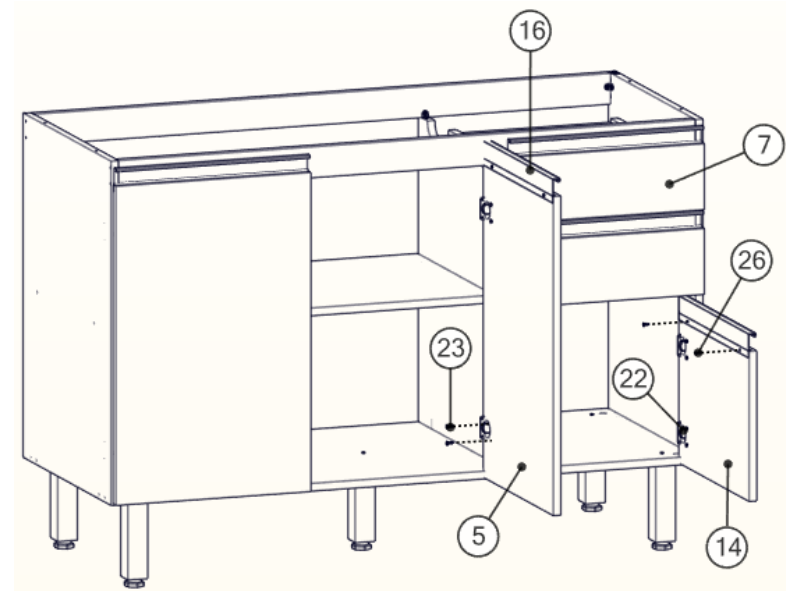
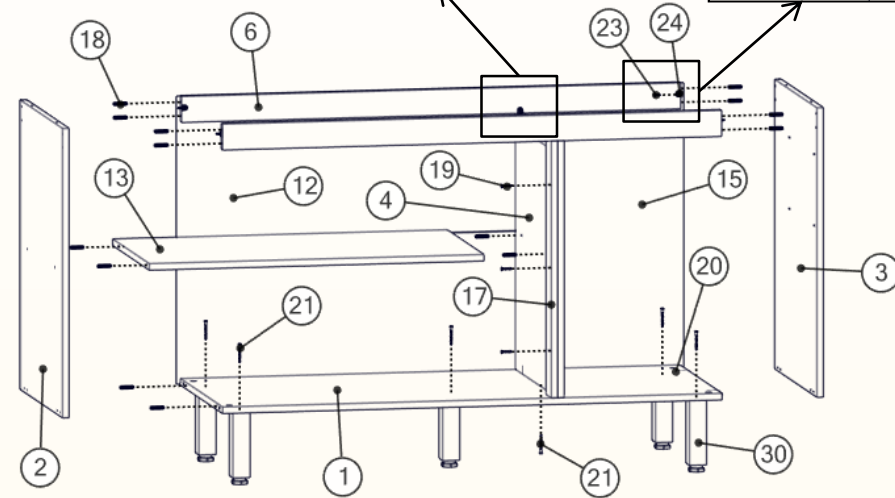
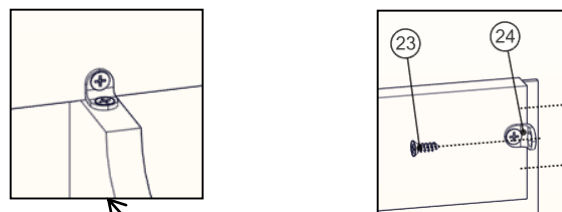


ID	CÓDIGO	DESCRIÇÃO	QTD
1	CMP09163	Base (1170 x 495 x 15)	1
2	CMP09164	Lateral esq. (670 x 495 x 15)	1
3	CMP09165	Lateral dir. (670 x 495 x 15)	1
4	CMP09166	Divisória vertical (595 x 495 x 15)	1
5	CMP09167	Porta (395 x 621 x 15)	2
6	CMP09168	Horizontal (1169 x 60 x 15)	2
7	CMP09170	Frente de gaveta (395 x 128 x 15)	2
8	CMP09171	Lat. esq. gaveta (400 x 80 x 15)	2
9	CMP09172	Lat. dir. gaveta (400 x 80 x 15)	2
10	CMP09173	Traseira de gaveta (314 x 60 x 15)	2
11	CMP09174	Fundo de gaveta (322 x 405 x 3)	2
12	CMP09175	Fundo (805 x 332 x 3)	2
13	CMP09176	Prateleira (784 x 350 x 15)	1
14	CMP09177	Porta (395 x 292 x 15)	1
15	CMP09195	Fundo (665 x 389 x 3)	1
16	CMP09226	Puxador alum. ALX 150 - 392 mm	5
17	CMP09402	Vertical (595 x 60 x 15)	1
18	f01	Cavilha 6 x 30	32
19	f02	Parafuso 4 x 25	3
20	f03	Conjunto Mini Fix	4
21	f06	Parafuso 4 x 45	10
22	f08	Dobradiça zinc. reta 35mm	6
23	f09	Parafuso 4 x 14	44
24	f10	Cantoneira cromada 13 x 13	10
25	f11	Corredixa telescópica 400mm	2
26	F12	Parafuso 3,5 x 12	26
27	f13	Prego 10 x 10	48
28	f14	Garra p/ fixação do fundo	14
29	f15	Cola	1
30	f16	Pé PVC quad. alt:170 Bronze - MP6148	5

J-001- BALCÃO 3P. 2 GAV. (1200 x 840 x 495)

Manual de montagem

OBS: Usar cola em todas as cavilhas



Usar parafuso 3,5 x 12 para fixar os puxadores

Usar prego para fixar os fundos

Usar garra de fixação da junção de dois fundos

Colocar corrediças conforme a pontiação